

Natalia Pendiur, Anna Ohoiko

# Ukrainian Handwriting Book

A progressive approach to learning to write Ukrainian in cursive  
Created specifically for learners of Ukrainian as a foreign language  
Includes pronunciation guidelines and audio recordings

Ukrainian Lessons  
2022

# Table of Contents

|                               |    |
|-------------------------------|----|
| Index of letters              | 7  |
| Introduction                  | 9  |
| Ukrainian alphabet in print   | 12 |
| Ukrainian alphabet in cursive | 13 |
| О о                           | 15 |
| К к                           | 16 |
| І і                           | 17 |
| Т т                           | 18 |
| А а                           | 19 |
| Е е                           | 20 |
| Р р                           | 21 |
| П п                           | 23 |
| С с                           | 25 |
| И и                           | 27 |
| В в                           | 29 |
| Б б                           | 31 |
| Н н                           | 33 |
| Л л                           | 35 |
| Д д                           | 37 |
| Г г                           | 39 |
| У у                           | 41 |
| М м                           | 43 |
| Ч ч                           | 46 |
| Я я                           | 49 |
| Ю ю                           | 52 |
| Є є                           | 55 |
| Ц ц                           | 58 |
| З з                           | 61 |
| ь                             | 64 |
| Й й                           | 67 |
| Х х                           | 70 |
| Ї ї                           | 73 |
| Ш ш                           | 75 |
| Щ щ                           | 78 |

|                             |     |
|-----------------------------|-----|
| Ж ж                         | 80  |
| Ґ ґ                         | 82  |
| Ф ф                         | 84  |
| Апостроф (')                | 86  |
| Space for practice          | 87  |
| Answer key                  | 97  |
| About the Authors           | 100 |
| About Ukrainian Lessons     | 102 |
| More from Ukrainian Lessons | 103 |

Всун

Introduction

## Why should you learn how to handwriting in Ukrainian?

If you are an owner of this book, you might have already answered this question. (And you are also a true **молодець** – good girl or boy for going for it!). Here are some more reasons why learning Ukrainian handwriting is useful and fun:

- **By practicing handwriting, you will expand different Ukrainian skills.** This book will help you get immersed in the language in a very special way – by writing its beautiful letters in cursive. At the same time, you will encounter new words and get used to some aspects of grammar, like endings and forms of the words. Letter by letter, you will build your confidence as a language learner.
- **If you regularly write in Ukrainian, you will learn more effectively.** Clicking on the screen or making notes electronically is usually a less effective way to learn a language. In our book, you will have plenty of space to practice writing and play with the language – which will allow you to continue studying using a pen and paper and learn more quickly.
- **You will learn not only how to write but also how to read cursive Ukrainian.** Just compare how different printed letters look versus cursive ones (especially **т, д, г**):

Перейти гори буде нелегко.

Перейти гори буде нелегко.

If you have been to Ukraine, you must have noticed that handwritten or cursive Ukrainian is everywhere – on ads and announcements, in doctor's prescriptions, or in personal notes. So even if you don't want to learn how to write, being able to read handwritten Ukrainian is essential.

- **You will greatly impress others.** If you have a Ukrainian sweetheart, Valentine's card, handwritten by you, will melt his or her heart. Plus, you can brag about your super skills to anyone.
- **You will keep your brain healthy.** Scientists who study the human brain talk about handwriting as a part of graphomotor skills. If those skills are not trained, functions of the brain that perceive language can also be underdeveloped. Anyone who does not write by hand is emotionally immature because certain interactions in the brain do not occur. By developing your writing skills, you keep your brain in good shape.

### How to work with this book?

1. I recommend that you go through the pages of this book **in order**, which is not alphabetical – it starts with **O** and moves through the most common and easy letters to the less frequent and more difficult ones. Each time you start a new letter, its chapter will include examples with letters that were already taught. I created and tested this system with my students, and it proved to be very effective.
2. Have a look at the **uppercase** and **lowercase** letters in **printed** and **cursive**. Compare them.
3. Read a short introduction about **pronunciation** written by my colleague Anna. Listen to the accompanying audio recorded by her to get used to hearing the sounds correctly. You can get access to the audio tracks at: [ukrainianlessons.com/audiobook2973](http://ukrainianlessons.com/audiobook2973)
4. Start practicing by writing a **letter by itself** – follow the sequence and direction of arrows. These handwriting guidelines are the ones used in Ukrainian schools.
5. After a single letter, move to **syllables**. Pay special attention to the ways the letter is linked with the previous or next letter – these junctions are often the hardest to master. Try to copy our examples – they are the correct and most used ones.
6. Gradually move to **words** and then **phrases**. There is space for your writing and, if you want to practice more, we have extra sheets at the end of the book.
7. There are also some **exercises** included – they might entertain you in the middle of monotonous handwriting work and teach you something new. You don't need to know any extra words or grammar to do them. In fact, some rules are briefly explained with examples for you.

8. Try to also listen to the **audio** when you can (link in step #3). At Ukrainian Lessons, we want to give you the opportunity to listen to the language as much as possible. Without sound, you might think in your head that the word or phrase is pronounced one way, but in fact, it is slightly different. Our complimentary audio will help you tackle pronunciation and develop your writing skills at the same time.

I have never written, as we say in Ukrainian, **каліграфічно** – calligraphically. My first teacher at school used to say, "What a wonderful day! Even Natalia's handwriting is not so bad." I had a hard time making the captions for illustrations in this book – they always came out crooked.

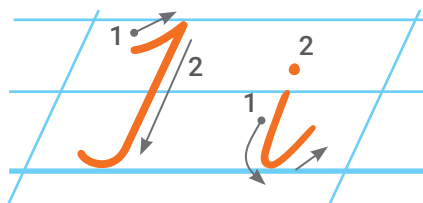
However, I have been jotting down quick thoughts and notes by hand for many years. I don't think you have to write like a master of calligraphy – unless you want to. But the ability to write by hand will definitely make you more confident in your language skills. Just imagine how proud you would be of yourself after completing this whole workbook.

Because what if someone gave you a love note or an important shopping list in Ukrainian? Or what if you found a message in a bottle in the Black Sea? Or a letter from your Ukrainian ancestors?

So get your pen or pencil... **До роботи!** – Let's get to work!

Natalia Pendiur  
Ukrainian teacher, writer, and artist

I i



/i/ — LIKE **EE** IN **MEET**

Ukrainian **i** is pronounced like the English **ee** (sweet). It is a very useful word by itself: **i** means "and" in Ukrainian.

I I

i i

I I

i i

Ii Ii

Io Io

ki ki

ik ik

Find and underline **i**, **к**, **о**:

Калискова

Lullaby

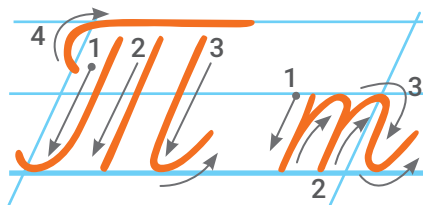
Котику сіренький, котикку біленький,

Little gray cat, little white cat,

Котку волохатий, не ходи по хаті.

Little hairy cat, don't walk around the house.

# T T



**/TE/ — LIKE T IN STOP**

Ukrainian T is pronounced similarly to the English /t/, but there is less air coming out with it — it is more gentle.

T T

T T

Te Te

me me

TeLi TeLi

TeLo TeLo

mi mi

mo mo

om om

omi omi

kim kim

Those

That

those

that

here

those

cat



kim



# M M



/EM/ — LIKE **M** IN **MOM**

You will like **M**. There is nothing special about it! It's like the **M** in many other languages:  
**Мама** = mother, matka, madre...

M M

m m

Ма Ма

ма ма

ма ма

мм мм

мо мо

ам ам

ме ме

ум ум

сім сім

seven

сум сум

sadness

море море

sea

мак мак

poppy (plant)

мама мама

mother

мокро мокро

wet

Дмитро Дмитро

Dmytro (male name)

Марко Марко

Marko (male name)

Роман Роман

Roman (male name)

Марина Марина

Maryna (female name)

місто місто

town, city

Мілан Мілан

Milan (city)

метро метро

subway

У Марти – мак.

Martha has a poppy.

У Марти – мак.



У Марти – мак.

Їде миша долиною

The mouse is going through the valley

Морквяною машиною.

By a carrot car.

Поки в місто доповзе,

While crawling into the city,

Всю машину погризе.

It will bite the whole car.

Іван Малкович

Ivan Malkovych

Now write this poem in cursive yourself:

Їде миша долиною

Морквяною машиною.

Поки в місто доповзе,

Всю машину погризе.

Іван Малкович




*Місце для практики*

Place for practice

# Discover big Ukrainian Lessons

More from Ukrainian Lessons




## Easy Ukrainian Book (intermediate & advanced level)



If you already have some progress in Ukrainian and are looking for an immersive experience, check out this book. It is an easy read with exercises, vocabulary lists and audio. Its fun story is about Beatrice from Spain and Brian from the USA who are going to have an unforgettable summer in Ukraine... Available as paperback or ebook – whichever format you choose, you get free audio!

Find out more at [ukrainianlessons.com/cossack](https://ukrainianlessons.com/cossack)



## Ukrainian Phrasebook For Helping Refugees



Since the beginning of the brutal Russian invasion of Ukraine in 2022, people around the world #StandWithUkraine and put enormous effort into supporting the refugees. This phrasebook is for everyone helping Ukrainian people – at the borders, at immigration centers, at humanitarian organizations, in their homes, or at a distance. It includes 20 practical chapters of the most important Ukrainian words and phrases to facilitate communication and demonstrate care. Additional links to expand certain topics make this book an excellent basis for further Ukrainian learning.

Find out more at [ukrainianlessons.com/phrasebook](https://ukrainianlessons.com/phrasebook)

# Enrolle big Ukrainian Lessons

More from Ukrainian Lessons




## Ukrainian Lessons Podcast



Are you looking for a well-structured and easily accessible Ukrainian language course that can easily fit into your life? Ukrainian Lessons Podcast is exactly what its name says: Lessons of Ukrainian in the format of a podcast. This means you can enjoy learning Ukrainian with a real teacher from the comfort of your car, on your morning jog, or while cooking. Give it a go – all the lessons are free – and if you enjoy it and want to dig deeper, subscribe to the premium membership to receive PDF lesson notes and digital flashcards.

Find out more at [ukrainianlessons.com/thepodcast](https://ukrainianlessons.com/thepodcast) or look for Ukrainian Lessons Podcast in your podcast app.



## 5 Minute Ukrainian



This series of mini-lessons is all about conversations. Each episode of 5 Minute Ukrainian contains a short dialogue that you will listen to at a natural and slow speed. Then your host Anna will teach you some essential phrases for that particular situation. Apart from the dialogues, there are also useful vocabulary boosters and grammar point episodes. You can also subscribe to receive comprehensive lesson notes with exercises and flashcards.

Find out more at [ukrainianlessons.com/fmu](https://ukrainianlessons.com/fmu) or look for 5 Minute Ukrainian in your podcast app.